

LPAC

click-n-go






Students









SEARCH

- Search by Campus/Grade/Language Survey/ LPAC Recommendation/Parent Approval/SPED

STUDENTS

- Batch  Home Language Surveys
- Print  for one or more students
- View  individual Cumulative Folder

CUMULATIVE FOLDER

-  Forms Selection
 - * Completed forms will appear on the student's LPAC Timeline
-  Upload/Attach files (.pdf)
-  Print Cumulative Folder, Student History or individual documents from LPAC Timeline
-  Opens Student Portfolio
-  Search for additional students
- **Accommodations**
 - * Click  to select Instructional/ Classroom Testing options
 - *  Print Accommodations for student
 - *  Return to Cumulative Folder

Dashboard

- View Students by Campus, Grade or without State ID
- Click totals to open list with students included in each group



LPAC

click-n-go









Meetings







SEARCH

- Search by Campus/Date range/
Creator/Membership


MEETINGS

-  New Meeting
-  Sign Forms
-  Members
-  Edit existing meeting
-  Copy meeting
-  Delete meeting

START A NEW MEETING

-  Create a new meeting
- Enter campus, date, name, objectives
and summary
- Select to require **Digital Signatures**
- Add Members
 - * Search by Staff, Teachers or Parents
 - *  Add a new Parent
- Add students to Meeting Roster
-  Export Roster
-  Print Roster
-  Print Minutes
-  Search for other meetings

Reports/Imports

- **Reports** – Options - Export - Print
- **Imports** –  Home Language Surveys

www.dmac-solutions.net

1.866.988.6777
support@dmac-solutions.net