

LEARNING PLANS

click-n-go






Settings

- Click Settings from navigation top bar to modify tabs: General, Current Services, Data Sources, Resources and Strategies. (*District logins only*)

Student Search

- Select Learning Plan Type
- Narrow student list with left menu; click Search







Top right icons:

-  – Filter students by demographics, testing, plan status, etc.
-  – Batch Operations; different for ALP/MTSS; includes adding/exporting Time Logs (ALP)
-  – Print documentation or export grid (lists) for one or more students

Search columns:

- Review column by Area of Focus; click for more details (color-coded based on notification dates in settings)
- ALP view includes Time Log column by Area of Focus; click for details
- MetStd column (MTSS) includes passed (Y/N) on most recent state tests; click for scores and history

Individual Student Icons:

-  – click to edit active Learning plan
-  – plan started (but has no data)
-  – create a new student plan
- Restore , Delete 
-  – view full Student Portfolio

www.dmac-solutions.net

1.866.988.6777 | support@dmac-solutions.net



LEARNING PLANS

click-n-go
















Creating Plans


GENERAL:

- Student Information shows at top of screen
- Use icons (top right) to access information or navigate to list of students

PLANS:

-  Click to Begin Process
- Add Area of Focus
- **Introduction** – Complete date and teacher contact;  add members; Save 
-  **Add Period** (shows when intro is complete) enter start/end dates; Save Dates 
 - * **Interventions** - Add new , edit  or delete 
 - »  Click to include Chart
 - * **Progress Monitoring** – add new  and save; View charts  (top right)
 - * **Review** – Edit review date, members, select decision and enter comments (required); Save 
 - » Decision only available in Review if Intervention and Progress Monitoring data exist
-  Add additional periods (optional)
- Utilize left menu to add: Services, Health Information, Notes, Files or Forms
-  Hover over icon to see missing information

TIME LOG:

-  Add and view individual time and details (ALP only)

www.dmac-solutions.net

1.866.988.6777

support@dmac-solutions.net